

WE UPGRADE GAS ENGINES



GE Jenbacher

Engine Upgrades

GE Jenbacher Engine Upgrades

- 3 Series:
 - J320: Only rail
 - 74.00.006 Ignition rail Kit (003 coils)
 - 75.24.350-3000 Harness (14/17 pole)
 - J320: MIC850 and Wiring
 - 74.00.006 Ignition rail kit (003 coils)
 - 1st Option: 66.00.855-24-D MIC850 & 75.24.372-3000 Harness (35 pole)
 - 2nd Option: 66.00.851-24-D MIC850 & 75.24.350-3000 Harness (14/17 Pole)
 - J320: Complete Upgrade

GE Jenbacher Engine Upgrades

- 6 Series:
 - J612:
 - AIO, MIC4, DetCon2
 - Harness and rails
 - J616:
 - AIO, MIC850 Ignition, DetCon20 Detonation
 - Harness and rails
 - J620:
 - AIO, MIC850 Ignition, DetCon20 Detonation
 - Harness and rails

GEJ 320 – Rails Upgrade

- Keep Existing IC
- Replace Rails:
 - Rails
 - Coils
 - Harness
 - High Tension Lead



GEJ 320 – Rails Upgrade

- Keep Existing IC
- Replace Rails:
 - Rails
 - Coils
 - Harness
 - High Tension Lead



GEJ 320 – Rails Upgrade

- Keep Existing IC
- Replace Rails:
 - Rails
 - Coils
 - Harness
 - High Tension Lead



GEJ 320 – Rails Upgrade

- Keep Existing IC
- Replace Rails:
 - Rails
 - Coils
 - Harness
 - High Tension Lead



GEJ 320 – Rails Upgrade

- Keep Existing IC
- Replace Rails:
 - Rails
 - Coils
 - Harness
 - High Tension Lead



GEJ 320 – Rails Upgrade

- Keep Existing IC
- Replace Rails:
 - Rails
 - Coils
 - Harness
 - High Tension Lead



GEJ 320 – MIC850 & Rails Upgrade

- Replace IC
 - MIC850
- Replace Rails:
 - Rails
 - Coils
 - Harness
 - High Tension Lead



GEJ 320 – MIC850 & Rails Upgrade

- Replace IC
 - MIC850
- Replace Rails:
 - Rails
 - Coils
 - Harness
 - High Tension Lead




GEJ 320 – MIC850 & Rails Upgrade

- Replace IC
 - MIC850
- Replace Rails:
 - Rails
 - Coils
 - Harness
 - High Tension Lead




GEJ 320 – MIC850 & Rails Upgrade

- Replace IC
 - MIC850
- Replace Rails:
 - Rails
 - Coils
 - Harness
 - High Tension Lead




GEJ 320 – MIC850 & Rails Upgrade

- Replace IC
 - MIC850
- Replace Rails:
 - Rails
 - Coils
 - Harness
 - High Tension Lead




GEJ 320 – MIC850 & Rails Upgrade

- Replace IC
 - MIC850
- Replace Rails:
 - Rails
 - Coils
 - Harness
 - High Tension Lead



GEJ 320 – MIC850 & Rails Upgrade

- Replace IC
 - MIC850
- Replace Rails:
 - Rails
 - Coils
 - Harness
 - High Tension Lead



GEJ 320 – AIO Upgrade

- Replace IC
 - MIC850
- Replace Rails:
 - Rails
 - Coils
 - Harness
 - High Tension Lead
- Replace Diane



GEJ 320 – AIO Upgrade

- Replace IC
 - MIC850
- Replace Rails:
 - Rails
 - Coils
 - Harness
 - High Tension Lead
- Replace Diane




GEJ 616 – Complete Upgrade

- Ignition MIC850
- New Wiring:
 - Rails
 - Coils
 - Harness
 - High Tension Lead
- DetCon20
- AIO Control Panel



GEJ 616 – Complete Upgrade

- Ignition MIC850
- New Wiring:
 - Rails
 - Coils
 - Harness
 - High Tension Lead
- DetCon20
- AIO Control Panel



GEJ 616 – Complete Upgrade

- Ignition MIC850
- New Wiring:
 - Rails
 - Coils
 - Harness
 - High Tension Lead
- DetCon20
- AIO Control Panel



GEJ 616 – Complete Upgrade


- Ignition MIC850
- New Wiring:
 - Rails
 - Coils
 - Harness
 - High Tension Lead
- DetCon20
- AIO Control Panel



MOTORTECH | GE Jenbacher Engine Upgrades

GEJ 616 – Complete Upgrade

- Ignition MIC850
- New Wiring:
 - Rails
 - Coils
 - Harness
 - High Tension Lead
- DetCon20
- AIO Control Panel



GEJ 620 – Complete Upgrade

- Ignition MIC850
- New Wiring:
 - Rails
 - Coils
 - Harness
 - High Tension Lead
- DetCon20
- AIO Control Panel



GEJ 620 – Complete Upgrade

- Ignition MIC850
- New Wiring:
 - Rails
 - Coils
 - Harness
 - High Tension Lead
- DetCon20
- AIO Control Panel



■ MOTORTECH | GE Jenbacher Engine Upgrades

GEJ 620 – Complete Upgrade

- Ignition MIC850
- New Wiring:
 - Rails
 - Coils
 - Harness
 - High Tension Lead
- DetCon20
- AIO Control Panel




GEJ 620 – Complete Upgrade

- Ignition MIC850
- New Wiring:
 - Rails
 - Coils
 - Harness
 - High Tension Lead
- DetCon20
- AIO Control Panel



GEJ 620 – Complete Upgrade

- Ignition MIC850
- New Wiring:
 - Rails
 - Coils
 - Harness
 - High Tension Lead
- DetCon20
- AIO Control Panel



GEJ 620 – Complete Upgrade

- Ignition MIC850
- New Wiring:
 - Rails
 - Coils
 - Harness
 - High Tension Lead
- DetCon20
- AIO Control Panel



■ MOTORTECH | GE Jenbacher Engine Upgrades

GEJ 620 – Complete Upgrade

- Ignition MIC850
- New Wiring:
 - Rails
 - Coils
 - Harness
 - High Tension Lead
- DetCon20
- AIO Control Panel



■ MOTORTECH | GE Jenbacher Engine Upgrades

GEJ 620 – Complete Upgrade

- Ignition MIC850
- New Wiring:
 - Rails
 - Coils
 - Harness
 - High Tension Lead
- DetCon20
- AIO Control Panel



GEJ 620 – Complete Upgrade

- Ignition MIC850
- New Wiring:
 - Rails
 - Coils
 - Harness
 - High Tension Lead
- DetCon20
- AIO Control Panel

